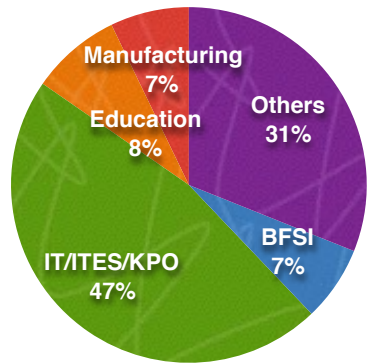



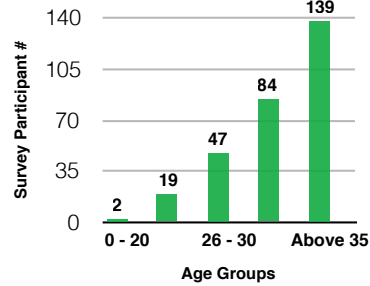
KELPHR 2016 SURVEY - SUMMARY

DEMOGRAPHICS

Industry-Wise BreakUp



Age-group Breakup



Other cities include Chandigarh, Kolkata, Ahmedabad, Aurangabad, Mysore, Sivakasi, Tirupur, Ooty, Trivandrum

10% **THINK** that Sexual Harassment is **NOT** a CRIME!!

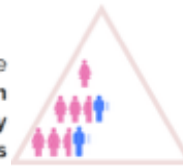
20% **NOT AWARE** of Anti Sexual Harassment policy @ the Workplace

46% **CONFUSED** and could not define Sexual Harassment*

22 out of every 100 in our survey have been victims
9 'victims' have faced sexual harassment more than thrice
5 of the victims, are men

VICTIMS

40% of the victims' designation range between Entry Level to Managers



At the time of harassment, the victims age groups were between 21 to 35

FORMS OF HARASSMENT

67% Verbal

38% Visual

36% Physical

23% Written

Shocking Facts!!

83% of the harassers are MALE

17% of the harassers are FEMALE

Same - Sex Harassment among men - 33%

Same-Sex Harassment among women - 5%

PLACE

75% Office premises

33% Extended Office (includes transportation)

29% Networking and Social Media

48%

Knew someone who was harassed at the Workplace

34%

Knew more than 5 people who were sexually harassed

83%

Knew someone who was verbally harassed

13%

Knew someone who was physically harassed

Reporting Statistics

62% **DID NOT Report**

30% **REPORTED TO Internal Committee/ HR/Manager**

6% **REPORTED Anonymously**

2% **REPORTED to the Police**

On the contrary...

59% of those who reported the case, said no action was taken

45% were embarrassed

38% waited for the issue to be resolved on it own

35% feared retaliation

24% were afraid

Reasons for Non Reporting

HARASSERS

